



APPENDIX 12.4

PROPOSED SCREENING BERMS
New earthen berms proposed along the sites boundary and planted with a native woodland. Planted berms to provide screening of the development from the nearest residential receptors along the regional road to the north of the site.

NATIVE TREE PLANTING
Corridors of native trees planted internal to the site to further bolster the sites biodiversity levels and anchor the site into this landscape setting. Corridors of native tree planting to be selected in line with the All Ireland Pollinator Plan and will visual soften internal views of the proposed development

EXISTING BOUNDARY HEDGEROW RETAINED
Existing boundary hedgerow along the sites northern boundary to be retained and protected. Boundary hedgerow to be bolstered with a native whip planting mix and advanced nursery stock as necessary and managed at a height of 3-4m

PROPOSED PLAZA A
Proposed plaza at the intersection of the data hall buildings, featuring terraced planters to soften level changes and planted with native trees and a shrub and perennial mix in accordance with the All-Ireland Pollinator Plan.

NATIVE WOODLAND PLANTING
Sawtooths of native woodland planting along new earthen berms along the northern boundary of the site to visually screen and soften the proposed development from the nearest receptors to the north. Woodland to comprise a mix of advanced nursery stock and native whips with areas of grassland

PROPOSED NATIVE WOODLAND
Proposed native woodland planting along the northeast corner of the site. Native woodland planting to comprise a mix of advanced nursery stock and native whip planting

PROPOSED ORCHARD
Proposed pollinator friendly tree orchard comprising a mix of native apple and pear trees

PROPOSED WOODLAND BERM
Excess soils used to creating berms along the western part of the site and to be planted with a native woodland planting mix comprising whips and advanced nursery stock.

EXISTING HEDGEROWS RETAINED AND BOLSTERED
Existing hedgerow retained, protected and bolstered as necessary as per hedgerow Type 1. Retention of hedgerows retains the existing landscape structures and the green corridors throughout the site.

EXISTING VEGETATION RETAINED
Existing vegetation at ring fort retained and protected

NEW NATIVE HEDGEROW
New native hedgerow located to the south of the proposed data halls to contextually separate and diminish impacts on the visual setting of the heritage asset further to the south

SOUTHERN BOUNDARY TREATMENT
Staggered corridor of native Oak trees planted along the southern boundary of the site and under-planted with native scrub plantings

NATIVE WETLAND PLANTING
Areas of native wetland plantings to be provided around the full perimeter of the proposed attenuation pond and internal streams. Native trees provide around the surrounding area with native Salix species provided in the immediate vicinity of the attenuation pond

PROPOSED NATIVE PARKLAND TREE PLANTING
Native parkland trees planted throughout areas of species rich grassland to generate a parkland like aesthetic within the site and enhance local biodiversity levels

LEGEND

- EXISTING VEGETATION RETAINED
- PROPOSED NATIVE TREES
- PROPOSED PARKLAND TREES
- PROPOSED NATIVE WOODLAND MI
- EXISTING HEDGEROW RETAINED AND BOLSTERED (TYPE 1)
- PROPOSED NATIVE HEDGEROW (TYPE 2)
- SCRUB MI
- PROPOSED NATIVE SHRUB AND PERENNIAL PLANTINGS
- NATIVE WETLAND PLANTING MI
- PROPOSED BERMS
- SPECIES RICH GRASS MI / GRASSLAND MANAGEMENT
- SITE BOUNDARY

NOTES

It is imperative to use native Irish species in so far as possible as they are adapted to Irish conditions and therefore more likely to thrive compared to imported stock. Selected species should also represent woodland and hedgerows in the surrounding environs although non-native species are not to be used, unless otherwise agreed with the Planning Authority.

All plants supplied shall be exactly true to name as shown in the plant schedules. Varieties with variegated and/or coloured leaves will not be accepted, and any plant found to be of this type upon leaving-out shall be replaced by the contractor. Bundles of plants shall be marked in conformity with BS3936: Part 1: 1965 and BS3936: part 4: 1966. The nursery supplier shall replace any plants which, on leaving out, are found not to conform to the labels.

REVISIONS:

1.		
2.		
3.		
4.		
5.		
6.		

Prepared by: **MACRO WORKS**,
HIBERNIA HOUSE,
CHERRYWOOD BUSINESS PARK,
LOUGHLINSDOWN, DUBLIN 18
00353 (0)1 2305665
info@macroworks.ie

Site location:
COUNTY WESTMEATH

Drawing Title:
LANDSCAPE AND BIODIVERSITY MITIGATION PLAN


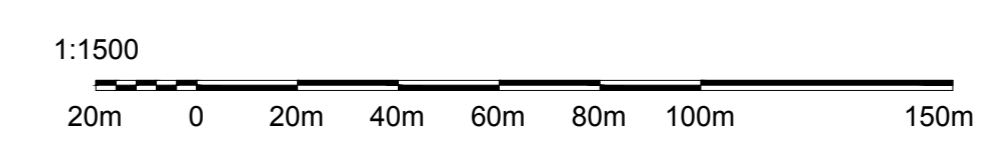
Project:
PROJECT ADMIRAL (RFI)

Drawn by: **CD** Checked by: **RB**













Drawing Ref: **LD.PRJCT_ADMRL_RFI 1.1**

Scale: 1:1500 @ A0 Date: **FEBRUARY 2028**

ISSUED



LEGEND

-  EXISTING VEGETATION RETAINED
-  PROPOSED NATIVE TREES
-  PROPOSED PARKLAND TREES
-  PROPOSED NATIVE WOODLAND MI
-  EXISTING HEDGEROW RETAINED AND BOLSTERED (TYPE 1)
-  PROPOSED NATIVE HEDGEROW (TYPE 2)
-  SCRUB MI
-  PROPOSED NATIVE SHRUB AND PERENNIAL PLANTINGS
-  NATIVE WETLAND PLANTING MI
-  PROPOSED BERMS
-  SPECIES RICH GRASS MI / GRASSLAND MANAGEMENT
-  SITE BOUNDARY

NOTES

It is imperative to use native Irish species in so far as possible as they are adapted to Irish conditions and therefore more likely to thrive compared to imported stock. Selected species should also represent woodland and hedgerows in the surrounding environs although non-native species are not to be used, unless otherwise agreed with the Planning Authority.

All plants supplied shall be exactly true to name as shown in the plant schedules. Varieties with variegated and/or coloured leaves will not be accepted, and any plant found to be of this type upon leaving-out shall be replaced by the contractor. Bundles of plants shall be marked in conformity with BS3936: Part 1: 1965 and BS3936: part 4: 1966. The nursery supplier shall replace any plants which, on leaving out, are found not to conform to the labels.

REVISIONS:

1.		
2.		
3.		
4.		
5.		
6.		

Prepared by:
MACRO WORKS,
HERBIA HOUSE,
CHERRYWOOD BUSINESS PARK,
DOUGHLINSTOWN, DUBLIN 18
00353 (0)1 2305665
info@macroworks.ie

Site location:
COUNTY WESTMEATH

Drawing Title:
LANDSCAPE PLAN - PROPOSED PLA A

Project:
PROJECT ADMIRAL (RFI)

Drawn by: CD Checked by: RB

Drawing Ref: **LD.PRJCT_ADMRL_RFI 1.2**

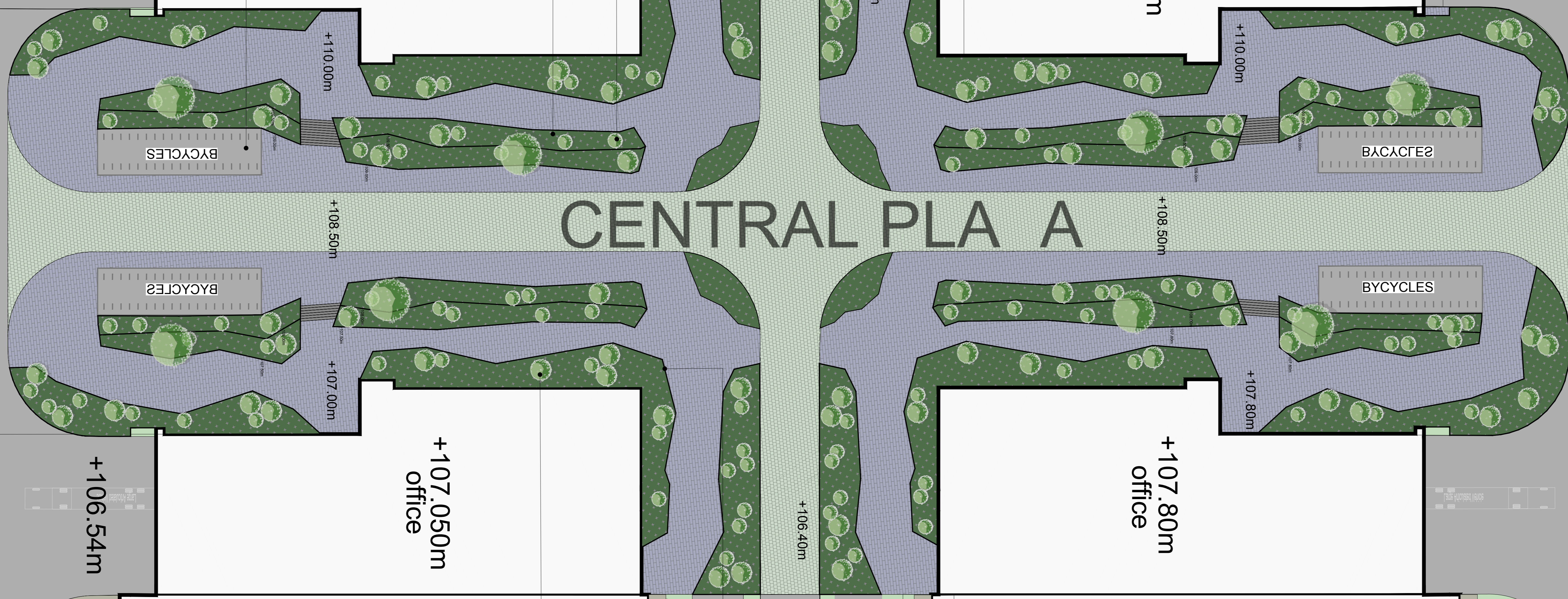
Scale: 1:1000 @ A0 Date: FEBRUARY 2025

ISSUED

PROPOSED NATIVE SHRUB AND PERENNIAL PLANTING
Stepped planters to be planted with a mix of native and pollinator-friendly shrubs and herbaceous perennials in accordance with the All-Ireland Pollinator Plan. Plant species to be selected to provide a sequential flowering period, ensuring continuous nectar and pollen sources from early spring through late autumn.

PROPOSED STEPPED PLANTERS
Stepped planters integrated throughout the central plaza to allow for the level change between the road carriageway and surrounding buildings. The design transforms it into a layered landscape feature that enhances both usability and visual interest

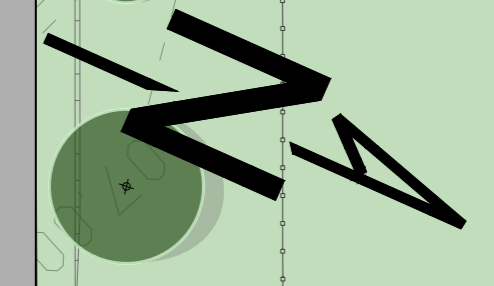
PROPOSED BICYCLE PARKING



PROPOSED TREE PLANTING
Proposed tree planting is designed in alignment with the objectives of the All-Ireland Pollinator Plan, supporting biodiversity while enhancing the character and functionality of the plaza

PROPOSED NATIVE TREE CORRIDORS
Proposed native tree corridors integrated within the site to strengthen ecological connectivity and enhance overall biodiversity value. Native tree planting will further visually soften the surrounding built forms, break up massing, and introduce depth, texture, and shade to the public realm.

GEOMETRIC PLANTED BORDERS
Geometric planted borders and planters aligned with the architectural form and finish of the Data Hall buildings, ensuring a cohesive and integrated development



NATIVE HEDGEROW SPECIES (TYPE 1 & TYPE 2):

Botanical name	Common name	Size	%
<i>Primary structure;</i>			
<i>Crataegus monogyna</i>	Hawthorn	1+2tr 80-100cm / 10-12cm girth 3m br standard trees	60%
<i>Secondary structure;</i>			
<i>Prunus spinosa</i>	Blackthorn	1+2tr 80-100cm	15%
<i>Ilex aquifolium</i>	Holly	1+2tr 80-100cm	15%
<i>Shrub species structure;</i>			
<i>Rubus fruticosus</i>	Bramble	1+1tr 40-60cm	2.5%
<i>Corylus avellana</i>	Hazel	1+1tr 40-60cm	2.5%
<i>Rosa canina</i>	Dog-rose	1+1tr 40-60cm	2.5%
<i>Euonymus europaeus</i>	Spindle	1+1tr 40-60cm	2.5%

NATIVE WOODLAND/SCREEN PLANTING MIX SPECIES:

Botanical name	Common name	Size	%
<i>High Canopy (Dominants);</i>			
<i>Quercus Robur</i>	Pendunculate Oak	Standard Tree, 250-300cm, bare root	<20%
<i>Pinus sylvestris</i>	Scots Pine	Feathered Trees, 250-300cm, root ball	
<i>Low Canopy (Sub-dominants);</i>			
<i>Alnus glutinosa</i>	Alder	Feathered Trees, 250-300cm, bare root	20-25%
<i>Betula pubescens</i>	Downy Birch	Feathered Trees, 250-300cm, bare root	
<i>Prunus avium</i>	Wild Cherry	1+1tr, 90-120cm, bare root	
<i>Understory and fringe (higher shrubs);</i>			
<i>Prunus Padus</i>	Crab Apple	1+1tr 90-120cm	20-40%
<i>Corylus avellana</i>	Hazel	1+1tr 90-120cm	
<i>Ilex aquifolium</i>	Holly	1+1tr 90-120cm	
<i>Crataegus monogyna</i>	Hawthorn	1+1tr 90-120cm	
<i>Understory and edge (lower shrubs);</i>			
<i>Prunus spinosa</i>	Blackthorn	1+1tr 40-60cm	15-25%
<i>Rosa-canina</i>	Dog-rose	1+1tr 40-60cm	
<i>Euonymus europaeus</i>	Spindle	1+1tr 40-60cm	

SCRUB PLANTING MIX SPECIES:

Botanical name	Common name	Size	%
<i>Understory and fringe (higher shrubs);</i>			
<i>Prunus Padus</i>	Crab Apple	1+1tr 90-120cm	40-50%
<i>Corylus avellana</i>	Hazel	1+1tr 90-120cm	
<i>Ilex aquifolium</i>	Holly	1+1tr 90-120cm	
<i>Crataegus monogyna</i>	Hawthorn	1+1tr 90-120cm	
<i>Understory and edge (lower shrubs);</i>			
<i>Prunus spinosa</i>	Blackthorn	1+1tr 40-60cm	30-40%
<i>Rosa-canina</i>	Dog-rose	1+1tr 40-60cm	
<i>Euonymus europaeus</i>	Spindle	1+1tr 40-60cm	

WETLAND MIX SPECIES:

Botanical name	Common name
<i>Planted at 3 plants per sqm</i>	
<i>Glyceria maxima</i>	Reed sweet-grass
<i>Carex riparia</i>	Common sedge
<i>Typha latifolia</i>	Reed mace
<i>Typha angustifolia</i>	Lesser reedmace
<i>Iris pseudocorus</i> and other similar marginal species	

SHRUB AND PERENIAL PLANTING MIX:

Botanical name	SIZE
<i>Planted in groups of 5, 7 or 10</i>	
<i>Allium species</i>	2L
<i>Aster species</i>	2L
<i>Begonia species</i>	2L
<i>Carex pendula</i>	2L
<i>Cotoneaster conspicuus</i>	2L
<i>Cornys sanguinea</i>	2L
<i>Dyopteris felix-mas</i>	2L
<i>Helleborus foetidus</i>	2L
<i>Iris pseudocorus</i>	2L
<i>Mischanthis sinensis</i>	2L
<i>Panicum virgatum</i>	2L
<i>Perovskia atriplicifolia</i>	2L
<i>Rudbeckia species</i>	2L
<i>Rosmarinus officinalis</i>	2L
<i>Salvia species</i>	2L
<i>Viburnum opulus</i>	2L

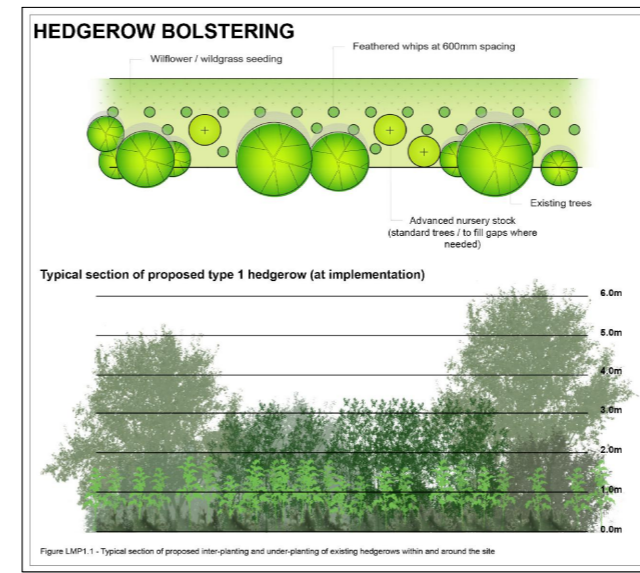
TREE PLANTING (PLAZA):

Botanical name	Common name	Size
<i>Amelanchier x grandiflora</i> 'Robin Hill'	Juneberry Tree	Various age classes from standard trees to advanced heavy standard trees (8-10cm g - 14-16c, g)
<i>Betula pubescens</i>	Downy Birch	
<i>Betula pendula</i>	Silver Birch	
<i>Pinus sylvestris</i>	Scots Pine	
<i>Malus tschonoskii</i>	Pillar crab	
<i>Sorbus aucuparia</i> varieties	Rowan	

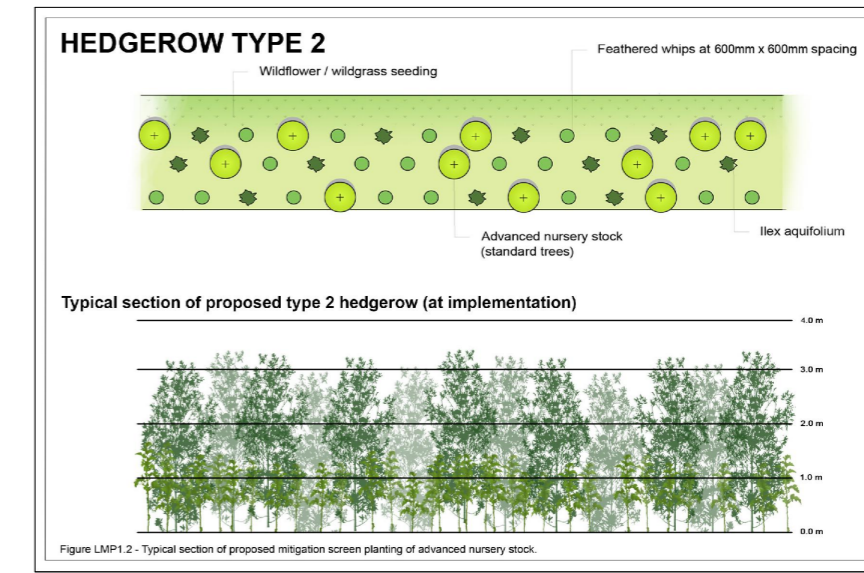
NATIVE TREE PLANTING (PARKLAND):

Botanical name	Common name	Size
<i>Alnus glutinosa</i>	Alder	Various age classes from standard trees to advanced heavy standard trees
<i>Betula pubescens</i>	Downy Birch	
<i>Betula pendula</i>	Silver Birch	
<i>Crataegus monogyna</i> 'stricta'	Hawthorn 'stricta'	
<i>Pinus sylvestris</i>	Scots Pine	
<i>Prunus avium</i>	Wild Cherry	
<i>Sorbus aucuparia</i>	Rowan	
<i>Quercus Patraea</i>	Sessile Oak	
<i>Quercus Robur</i>	Pendunculate Oak	

HEDGEROW TYPE 1



HEDGEROW TYPE 2



GENERAL
All plant material shall be good quality nursery stock, free from fungal, bacterial or viral infection, aphids, red spider or other insect pests and any physical damage. Planting shall be in accordance with BS4428: 1989 Code of practice for general landscape operations (excluding hard surfaces).

All plants shall have been nursery grown in accordance with good practice and shall be supplied through the normal channels of the wholesale nursery trade. They shall have the habit of growth that is normal for the species. Country of origin must be shown in all cases for species grown from seed.

It is imperative to use native Irish species in so far as possible as they are adapted to Irish conditions and therefore more likely to thrive compared to imported stock. Selected species should also represent woodland and hedgerows in the surrounding environs although non-native species are not to be used, unless otherwise agreed with the Planning Authority.

All plants supplied shall be exactly true to name as shown in the plant schedules. Varieties with variegated and/or coloured leaves will not be accepted, and any plant found to be of this type upon leaving-out shall be replaced by the contractor. Bundles of plants shall be marked in conformity with BS3936: Part 1: 1965 and BS3936: part 4: 1966. The nursery supplier shall replace any plants which, on leaving out, are found not to conform to the labels.

PROTECTION
The interval between the lifting of stock at the heeling-in area and planting on site is to be kept to an absolute minimum. Plants shall be protected from drying out and from damage in transport. All stock awaiting planting on site shall be stored in a sheltered place protected from the wind and frost and from drying out. Except when heeled-in, all plants shall be protected in polythene at all times until planted into their final position on site.

The level of protection needed depends on whether the adjoining lands will be used for grazing during the periods of planting establishment. Rabbit-proof guards and/or rabbit proof fencing shall be provided to all newly planted woodland and hedgerow species where applicable.

DAMAGE
On completion of planting any broken branches shall be pruned and any areas of damaged bark neatly pared back to sound tissue.

WATERING / FERTILISERS
All trees and shrubs shall be soaked in water for one hour prior to planting. Fertilisers shall conform to BS 5581: 1981. In the case of granular fertiliser being added to plantings, it must be mixed through and incorporated into the base of the planting hole and covered over in order to avoid roots of plants coming in direct contact. Approved slow release fertiliser granules are to be incorporated into backfill material at manufacturers specified rates. Fertilisers shall be supplied in sealed bags or containers bearing the manufacturers name, the net weight and analysis.

PLANTING METHODS

STAKING
Younger hedgerow plants should not require staking, however, in such cases where advanced nursery stock is needed, staking may be required.

Standard Trees
Round stakes shall be of peeled larch, pine or Douglas fir, preserved with a water-borne copper chrome arsenic composition in accordance with I.S. 131. Stakes shall be round, minimum 1.6m long, 75mm in diameter. Set stakes vertically in the pit, to the western side of the tree station, and drive before planting. Drive stake with a wooden maul or cast-iron headed drive. Sledgehammer should not be used. Set stakes vertically in the pit and drive before planting. Drive stake with a drive-all, wooden maul or cast-iron headed maul.

Tree Ties
For standard trees, tree ties shall be of rubber, PVC or proprietary fabric laminate composition and shall be strong and durable enough to hold the tree securely in all weather conditions for a period of three years. They shall be flexible enough to allow proper tightening of the tie. Ties shall be min. 25mm wide for 120cm height trees and min. 38mm for larger sizes. They shall be fitted with a simple collar spacer to prevent chafing. Two ties per tree shall be applied to standard trees. Ties shall be nailed to the stake with one galvanised nail.

TREE PLANTING
Trees shall be planted at the same depth as in the nursery, indicated by the soil mark on the stem of the tree. They shall be planted in the centre of the planting pit and planted upright. Stones or other rubbish over 75mm shall be removed. Supply and drive the stake 800mm into the ground for standard trees. Backfill planting hole with excavated topsoil, and remove all stones and debris, firming plant into position. Upon completion of planting, all pits shall be raked over lightly to leave an even surface and neat appearance. All stones greater than 25mm diameter to be removed. Provision should be made for the watering of root-balled trees in the first year following planting.

Small Trees/Large Shrubs
Excavate tree pits to 750mm x 750mm x 750mm deep. Farmyard manure 800mm deep and 100g of fertiliser shall be applied to each tree pit prior to planting. Farmyard manure shall consist of predominantly of faecal matter and shall be free of loose, dry straw and undigested hay. It shall be free of surplus liquid effluent. Install tree support system as per above. Fill planting hole with topsoil, and remove all stones and debris, firming plant into the hole.

WHIP PLANTING 40-60CM, 80-100CM, 100-120CM
Remove vegetation by hand and create notch to depth as necessary to fully contain the length of the plant root system using standard steel spade, place plant in notch, spreading roots to ensure the roots are not constricted in the planting notch. (Notch should be made at right angles to line of hedge). Using the ball of the foot, press the edges of the notch together taking care not to scrape the bark of the plant. Ensure that the root collar finishes level with the ground and that the plant finishes upright.

Planting should not take place during prolonged wet periods, periods of frost or periods of drought. The principal hedgerow planting types are detailed below.

Woodland / Scrub Planting:

- Proposed trees to be planted at varying distance between 1.5 x 1.5m to 3.0m x 3.0m spacings, while mixed arrangements of shrubs are best planted between 900 and 1500mm centres depending on species.
- The location and density of tree planting to be confirmed by the landscape architect prior to the ordering of advanced nursery stock.
- All whips within the low canopy and understory and fringe to be a minimum height of 90-120cm and the other shrub species within the understory and edge to be a minimum height of 40-60cm.

Bolstering of Existing Hedgerow (TYPE 1 - Hedgerow)

- Bolstering of hedgerows to consist of feathered whips (of various sizes) in staggered rows at a spacing of 600mm.
- Under-planting to consist of a single row of whips to the developed side of existing tree lines and hedgerows.
- Inter-planting to consist of whips and advanced nursery stock (where applicable) at 600mm centres to fill gaps in existing tree lines and hedgerows.
- Advanced nursery stock to be used for 'gapping-up' purposes. The location and density of tree planting to be determined by the landscape architect prior to the ordering of advanced nursery stock.
- All whips within the primary and secondary structure to be a minimum height of 90-120cm and the other shrub species to be a minimum height of 60-90cm.

Newly Planted Sections of Hedgerow (Type 2 Hedgerow):

- New sections of hedgerow to consist of feathered whips (of various sizes) and advanced nursery stock (standard trees) in double staggered rows, at a spacing 500mm apart with a gap of 500mm between rows.
- 1/3rd of the primary structure to consist of advanced nursery stock (standard trees) and to be evenly distributed to create an instant screening effect upon planting.
- All other native species will be planted as whips, with the primary and secondary structure to be a minimum height of 80-100cm and the other shrub species to be a minimum height of 40-60cm.

MANAGEMENT & MAINTENANCE

WOODLAND PLANTING

- The principal maintenance requirement for the establishment of woodland areas is to prevent the development of competing vegetation at the base of the proposed planting stock. This ensures better and quicker establishment of the proposed woodland planting.
- The application of a deep layer of back mulch (minimum 50mm deep layer) to a 400mm radius around the proposed planting will reduce the potential for weed growth and can be used as an alternative to applying herbicides.
- Some fencing may be required to protect plants from browsing by rabbits or hares. It may be useful to include a rabbit proof fence around the entire proposed planting area, or alternatively, guards may be used on individual plants. However, it is recommended that where guards are used, stakes should be provided for plant support if the measure is to prove effective.
- Plants should be allowed to grow naturally, with maintenance confined to essential practices such as replacing larger areas of failed plants and the control of invasive species.
- Replacement of failed plants should be undertaken at the earliest opportunity so as to maintain the integrity of the proposed woodland. Larger areas of woodland planting, with low failure rates, may not require replacement planting as occasional losses will provide for some random windows in the canopy and a more natural appearance to the woodland.
- Leaving cuttings from tree and shrub thinning's at the site will promote nutrient cycling and restore nutrients to the soil.

HEDGEROWS

Immediate aftercare of newly planted hedgerows is essential for them to become established.

- In the first growing year it is important to control the development of competing vegetation and weeds along the base of the hedgerow. This will help the overall establishment of the lower branches of the plants, giving a more favourable dense basal layer to the hedgerow. Manual weeding is preferable as chemical herbicides can damage young hedgerow plants. Mulching immediately after planting will also help to suppress any weeds. Noxious weeds (Dock, Thistle, Ragwort) shall not be allowed to flower and all such weeds shall be killed or removed at each maintenance visit.
- Within the first summer season any dead or dying stock is to be counted, tagged and replaced during the following planting season. Occasional plant failure is not of particular concern as this can lead to more 'natural' looking hedgerows.
- Hawthorn can be trimmed back to encourage new growth at its base. This will ensure dense, bushy plant habit in the long term.
- Once established new sections of hedgerow should be trimmed on a 2-3 year rotation to encourage flowering pollinators and fruiting for birds. This will encourage faster hedgerow growth, which will ensure a natural, bushy form. When trimming hedgerows it is important to use reciprocating bar cutters that slice through branches leaving a neater cut. This gives the plants a better chance of healing without infection. Hedgerow trimming and maintenance should only take place between the 1st of September and the last day of February to avoid harming nesting birds.
- Existing sections of hedgerow should also be trimmed on a 2-3 year rotation to encourage gradual consolidation to a minimum height of 4m and to promote dense and bushy habit. Trees and hedgerows are not to be cut during nesting and breeding season between the 1st March and the 31st August, in order to protect nesting birds.
- If gaps become apparent in the hedgerows over time, long-term management solutions (20-30 year intervals) such as laying or coppicing may be needed and will help to retain the hedgerows biodiversity, density and structure.
- Once weed growth is not highly prevalent within the wild grass seeding area, they will only need to be trimmed back on an annual basis, usually in late August.

GENERAL
Planting shall be tended for 36 months from the date of completion of all Works.

Weeding
Throughout the aftercare period keep all shrub planting areas weed free. For tree planting keep an area of 1 m. in diameter around each planting station in a weed free condition. This may be achieved by regular cultivation. A minimum of 3 visits for weed control will be required during the growing season. All injurious weeds, will be removed from the remainder of each transplant tree or shrub plot. The growth of herbaceous material between the weed free planting stations should be controlled by strimming twice per year.

Stakes, Trees, Shrubs and Ties
All stakes, trees and shrubs shall be maintained in firm positions within the ground and with all ties securely fixed and adjusted to allow for the increase in stem girth.

Replacements
Plants that fail to thrive, are removed, uprooted or destroyed or die during the aftercare period will be replaced with equivalent plants as soon as possible during the following planting season. Replacements shall be of the same size and species as that originally specified unless otherwise agreed with the Planning Authority. Defects shall be made good by the end of the planting season of the year in which the defect is identified.

- Shrub areas - all dead stock shall be replaced at the end of each growing season to obtain 100% stocking
- Cell groundroot trainers and transplant planting - throughout the aftercare period, all dead stock shall be replaced at the end of each growing season to obtain 90% stock providing that failures are evenly distributed throughout both planting areas and species
- Standard trees - throughout the aftercare period all dead and diseased stock shall be replaced at the end of each growing season.

Registered Landscape Architect

macroworks APM Group

LEGEND

NOTES

It is imperative to use native Irish species in so far as possible as they are adapted to Irish conditions and therefore more likely to thrive compared to imported stock. Selected species should also represent woodland and hedgerows in the surrounding environs although non-native species are not to be used, unless otherwise agreed with the Planning Authority.

All plants supplied shall be exactly true to name as shown in the plant schedules. Varieties with variegated and/or coloured leaves will not be accepted, and any plant found to be of this type upon leaving-out shall be replaced by the contractor. Bundles of plants shall be marked in conformity with BS3936: Part 1: 1965 and BS3936: part 4: 1966. The nursery supplier shall replace any plants which, on leaving out, are found not to conform to the labels.

REVISIONS:

1.			
2.			
3.			
4.			
5.			
6.			

Prepared by: MACRO WORKS, HIBERNIA HOUSE, CHERRYWOOD BUSINESS PARK, LOUGHINSTOWN, DUBLIN 18 00353 (01) 2302855 info@macroworks.ie

Site location: COUNTY WESTMEATH

Drawing Title: LANDSCAPE DETAILS

Project: PROJECT ADMIRAL (RFI)

Drawn by: LCD Checked by: RB

Drawing Ref: LD.PRJCT_ADMRL_RFI.1.3

Scale: NTS @ A3 Date: FEBRUARY 2020

ISSUED